

**MONELO 101:**

# **YOUR DEPOSIT SETTINGS**



**MONELO**

**INVESTING  
SUPERCHARGED.**

# MONELO: DEPOSIT SETTINGS ACCESS YOUR DASHBOARD

1/7

Monelo allows its users full, instant control over their deposits. We have made this image presentations to help our customers to fully utilize the functionality of your Monelo dashboard.

ACCESS YOUR DASHBOARD HERE  
(LOGGING IN NECESSARY)

The screenshot shows the Monelo website interface. At the top left is the Monelo logo. The navigation menu includes HOME, ABOUT US, FAQ, AFFILIATE CAREER, NEWS, CONTACTS, DASHBOARD, and PAYMENTS. The DASHBOARD button is highlighted with a green box and a green arrow pointing to it. Below the navigation, there is a header with the time 01:49:24 UTC, the email help@monelo.biz, and the language English with a UK flag. The main content area features the headline "WE BRING YOU THE BEST." and a sub-headline "Diverse, highly profitable investment portfolio served in a simple and unified interface with the Monelo investment package." A green button labeled "ACCESS YOUR ACCOUNT" is prominently displayed. To the right, there is a line graph showing a fluctuating price, with "CURRENT PRICE: \$5,397.67" and "LAST MOVE: +0.71" displayed below it. At the bottom, there are social media icons for various platforms, a Trustpilot badge, and a "Like" button. A "Contact our" button is also visible, with "OFFICIAL REPRESENTATIVES" written next to it.

# MONELO: DEPOSIT SETTINGS

## DEPOSIT SETTINGS

2/7

If you wish to view or edit your deposit and its settings, you can do so by clicking the green "open" button next to the deposit you wish to view.

The screenshot shows the MONELO dashboard interface. At the top, there is a navigation bar with links for HOME, ABOUT US, FAQ, AFFILIATE CAREER, NEWS, CONTACTS, DASHBOARD, and PAYMENTS. Below this, there is a header section with a price indicator (01:07:09 LTC), a contact email (help@monele.biz), and a language selector (English). The main content area features a large banner with the text "WE BRING YOU THE BEST." and a line graph. Below the banner, there are several buttons: ENABLE 3FA, BOUNTY PROGRAM, SETTINGS, and LOGOUT. The dashboard is divided into two main sections: "MAKE A DEPOSIT" and "WITHDRAW FUNDS".

**MAKE A DEPOSIT**

Date	Status	Active deposit	Initial deposit	ROI	Settings
02-03-2020	ACTIVE	██████████ BTC	██████████ BTC	+34.00%	<b>OPEN</b>
		∅			
		∅			

**WITHDRAW FUNDS**

Date	Status	Amount	To ID	More
18-03-2020 00:57	COMPLETED	0.15000000BTC	791488a7f0a71488a7f0...	<b>VIEW</b>
18-03-2020 01:02	COMPLETED	0.15000000BTC	1a50026a7f0a71488a7f...	<b>VIEW</b>
		0.15000000BTC	62a296a70a6887a296a...	<b>VIEW</b>
		0.15000000BTC	ca68a7f0a71488a7f0...	<b>VIEW</b>
17-03-2020 02:12	COMPLETED	0.15000000BTC	52738a7f0a71488a7f...	<b>VIEW</b>
18-03-2020 01:02	COMPLETED	0.15000000BTC	6a68a7f0a71488a7f0...	<b>VIEW</b>

Key annotations in the image:

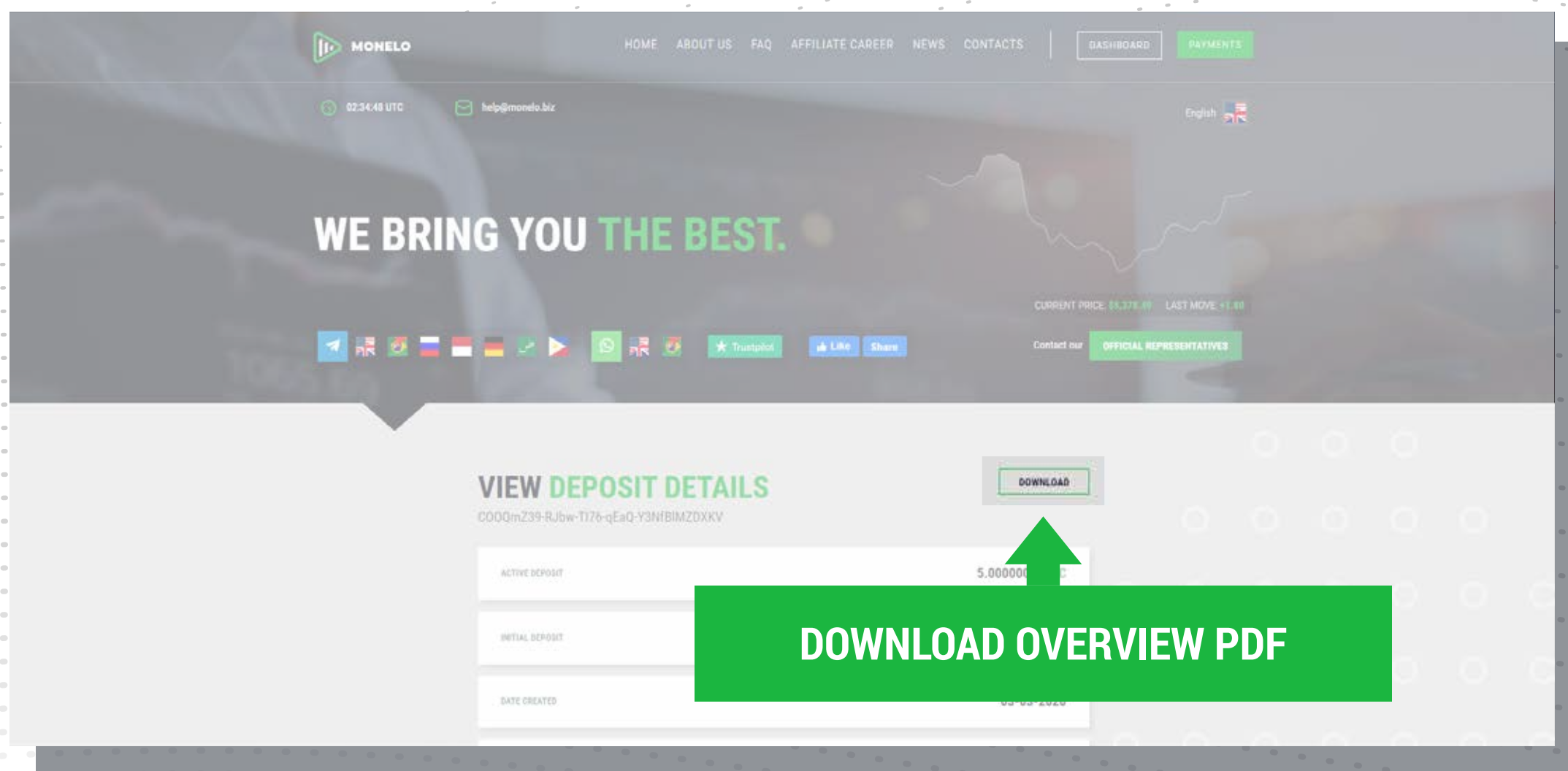
- A green arrow points from the text "HERE IS YOUR DEPOSIT OVERVIEW" to the deposit overview cards.
- A green arrow points from the text "CLICK TO OPEN DEPOSIT SETTINGS" to the "OPEN" button in the "MAKE A DEPOSIT" table.

# MONELO: DEPOSIT SETTINGS OVERVIEW

3/7

THE SETTINGS for each deposit consist of 4 sections: your deposit overview, compounding settings, the deposit release option, and a history of payments for the selected deposit.

If you wish to download a pdf file of your deposit information, you can do so simply by clicking the “download” button on the top right of the section.



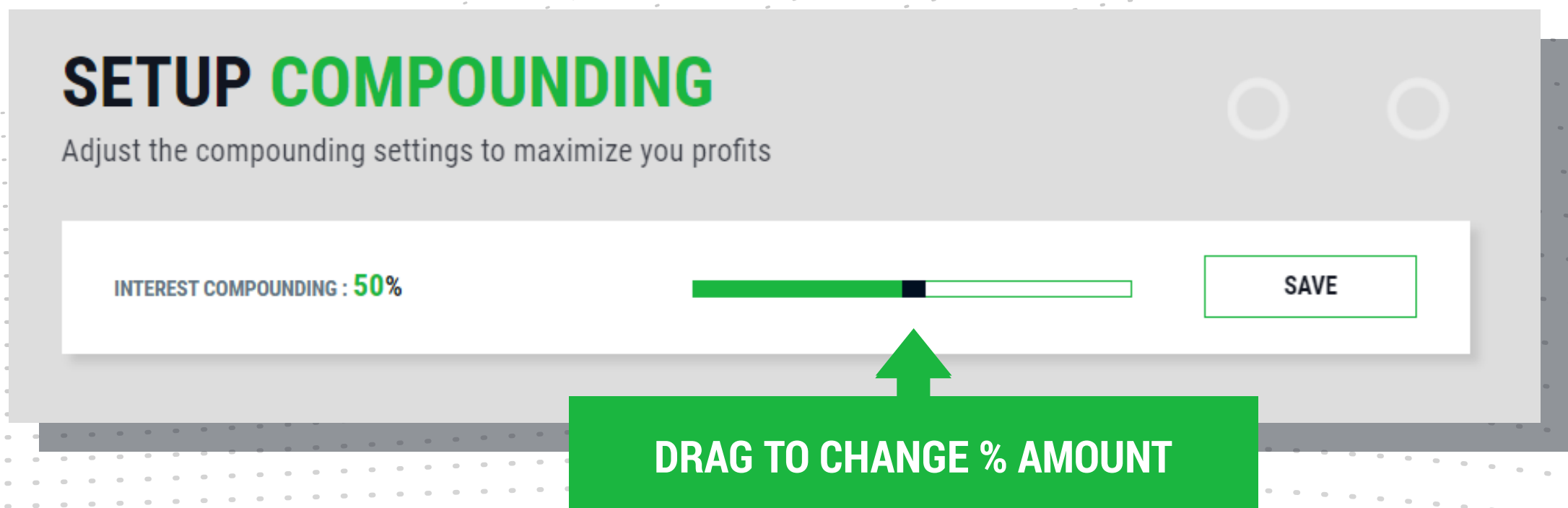
The screenshot displays the Monelo website interface. At the top, there is a navigation bar with the Monelo logo and links for HOME, ABOUT US, FAQ, AFFILIATE CAREER, NEWS, CONTACTS, DASHBOARD, and PAYMENTS. Below the navigation bar, there is a header section with the text "WE BRING YOU THE BEST." and a line graph showing a price trend. The main content area features a "VIEW DEPOSIT DETAILS" section with a "DOWNLOAD" button in the top right corner. A green arrow points from a large green callout box labeled "DOWNLOAD OVERVIEW PDF" to the "DOWNLOAD" button. The deposit details table shows the following information:

ACTIVE DEPOSIT	INITIAL DEPOSIT	DATE CREATED
5.000000		02-03-2020

# SET UP COMPOUNDING

Here you can define how much of your daily profit will be reinvested into the deposit. Just click and drag the indicator to the percentage you wish to reinvest. Click “Save” to apply the new setting. You can edit your compounding at any time.

**Read more about compounding on the last section of this tutorial!**



The screenshot shows a settings panel titled "SETUP COMPOUNDING" with the subtitle "Adjust the compounding settings to maximize you profits". On the left, it displays "INTEREST COMPOUNDING : 50%". In the center is a horizontal slider with a green bar extending to the 50% mark and a black indicator. On the right is a "SAVE" button. A green callout box with an upward-pointing arrow and the text "DRAG TO CHANGE % AMOUNT" is positioned below the slider.



# MONELO: DEPOSIT SETTINGS

## DEPOSIT RELEASE

5/7

To return a sum from your active deposit to your account balance, simply write in the amount of BTC that you wish to release. The payment fee of 10% will automatically be calculated and displayed below. When you click “return principal”, Your deposit will instantly be returned to your account balance, with the principal return fee of 10% deducted.

**REMEMBER:** the returned deposit will be put on your Monelo account balance. You need to withdraw the funds in order to receive them in your personal Bitcoin wallet.

### RELEASE DEPOSIT

Release some or all of your active deposit

RETURN AMOUNT

2



RETURN PRINCIPAL

[-10%] RETURN FEE 0.20000000BTC FINAL AMOUNT 1.80000000BTC

**FINAL AMOUNT AND FEE BTC SUM  
IS CALCULATED AUTOMATICALLY**



**MONELO**

# MONOLO: DEPOSIT SETTINGS













# RECEIVED PAYMENTS

6/7

Received payments: you can view a history of all payments you have received from this deposit. This information will also be in the pdf that is downloadable at the top of the page.

## RECEIVED PAYMENTS

View your received profit payments

#	Type	Active deposit	Rate	Earned amount	Reinvest amount	Date and Time
14	Profit	 BTC	3.00%	+  BTC	+0.00000000BTC	17-03-2020 09:35
13	Profit	 BTC	3.00%	+  BTC	+0.00000000BTC	16-03-2020 09:35
12	Profit	 BTC	1.00%	+  BTC	+0.00000000BTC	15-03-2020 09:35
11	Profit	 BTC	1.00%	+  BTC	+0.00000000BTC	14-03-2020 09:35
10	Profit	 BTC	3.00%	+  BTC	+0.00000000BTC	13-03-2020 09:35
9	Profit	 BTC	3.00%	+  BTC	+0.00000000BTC	12-03-2020 09:35



MONOLO

# MONELO: DEPOSIT SETTINGS

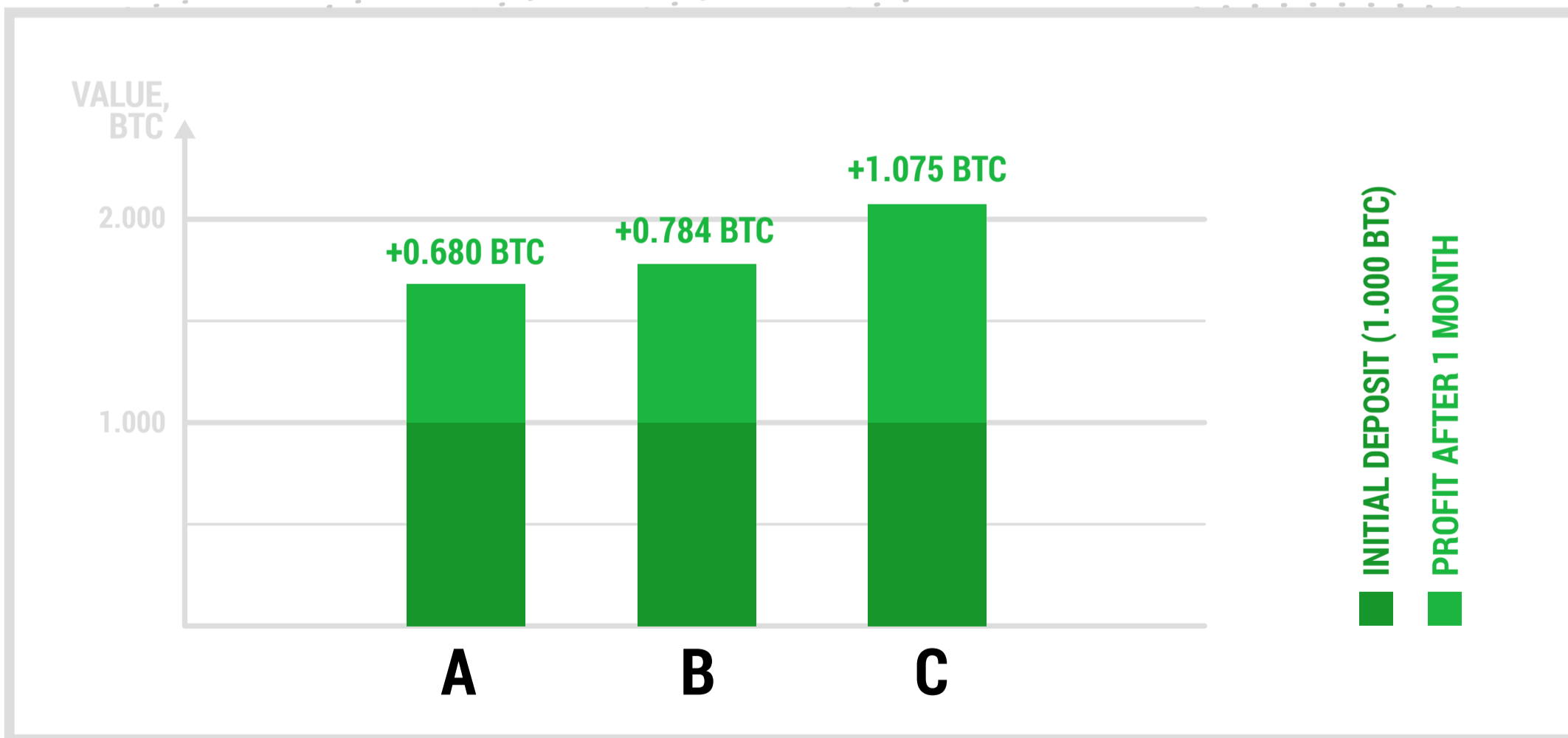
## ABOUT COMPOUNDING

7/7

Compounding is an efficient way to reinvest your profits into the active deposit. A set percentage of your choosing from your daily profit will be reinvested into your deposit, generating an extra layer of income over time. This happens because, since you reinvest your profits into the deposit, it grows larger, and the value of your daily profit for the next day grows as a result.

Using compounding does not affect the deposit return function in any way and you will still be able to reclaim your deposit 24h after the moment of initial deposit.

**The graph below illustrates the difference between not using compounding(A) , setting 50% compounding (B), and setting 100% compounding (C) after a period of one month for an investment of 1BTC.**



MONELO